



FEC HELIPORTS & HELIPORT EQUIPMENT

Designed, Manufactured and Installed...we do it all.

LED Hooded Deck Floodlight

The heavy-duty hooded surface floodlight illuminates the deck and protects the pilot from glare while landing on the pad. The fixture is housed in a weather tight, aluminum casting and powder coated yellow for high visibility. There are four mounting holes for easy installation on any surface.

Technical Details:

Operating voltage: 120V to 277V, 50/60Hz

Maximum Power Consumption: 36 watts, .3 amps @ 120V
36 watts, .13 amps @ 277V


Operating temperature: 14F to +113F
- 10C to +45C

Operating LED Lifespan: Rated at 40,000+ hours

Light Source: (2)LED PAR38 Clear Spotlight
1300 to 1500 Lumens per Bulb
IP 65 Protection Rating (Indoor/Outdoor Use)
UL/cUL Listed, RoHS Compliant/Waterproof

Key Features:

- High-visibility yellow cast aluminum body suitable for the harshest environments
- Pre-wired for quick and easy installations



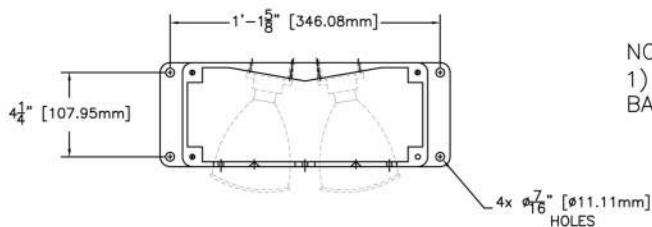


FEC HELIPORTS & HELIPORT EQUIPMENT

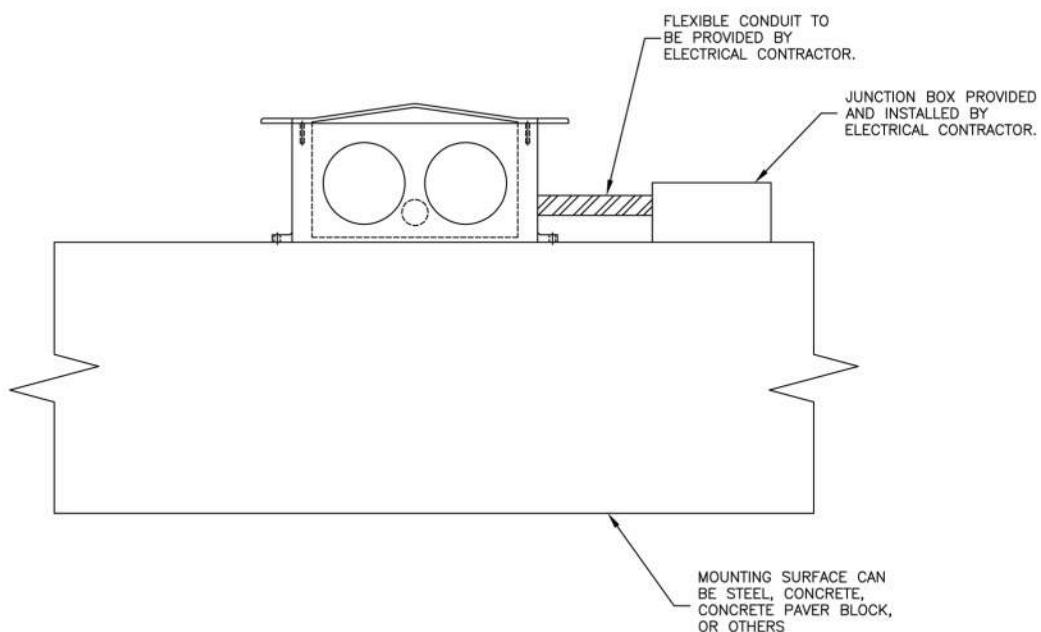
Designed, Manufactured and Installed...we do it all.

Replacement Parts:

HP0721 18 watt LED Par 38 Spotlight



NOTES:
1) 1" (25.4mm) NPT LOCATED ON
BACK OF FLOODLIGHT





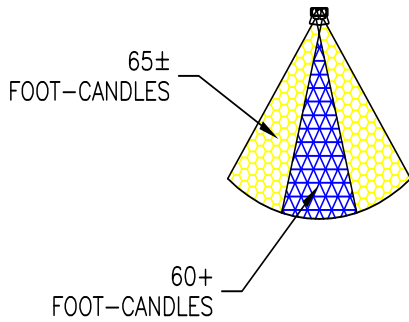
FEC HELIPORTS & HELIPORT EQUIPMENT

Designed, Manufactured and Installed...we do it all.

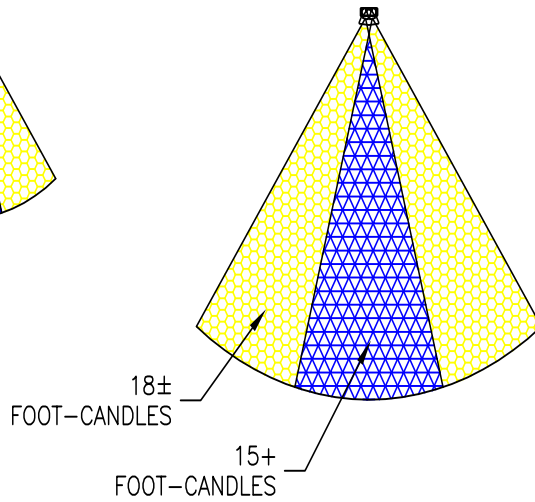
LED Hooded Deck Floodlight

Typical lighting patterns of our 40 degree beam spread, mounting location and angle may alter light dispersion.

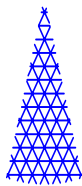
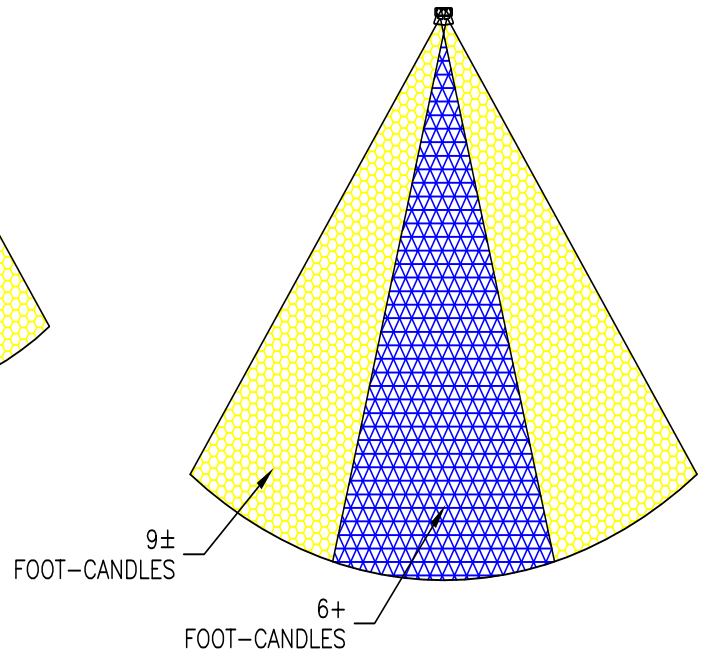
10' LIGHT PROJECTION PATTERN




20' LIGHT PROJECTION PATTERN



30' LIGHT PROJECTION PATTERN



OVERLAPPING LIGHT PROJECTION PATTERN



SINGLE BULB LIGHT PROJECTION PATTERN