



FEC HELIPORTS & HELIPORT EQUIPMENT

Designed, Manufactured and Installed...we do it all.

Pole Mounted Obstruction Light

Obstruction lights are an important safety feature of any helipad. They are used to mark and illuminate any potentially intrusive objects that may be a danger to the pilots as they approach the landing area. Ground mounted obstruction lights can be mounted directly to any surface using your attachment hardware.

Technical Details:

Operating voltage: 120V to 277V, 50/60Hz

Maximum Power Consumption: 6 watts, .2 amps @ 120V
6 watts, .1 amps @ 277V

Operating temperature: - 13F to 122F
- 25C to +50C

Operating LED Lifespan: Rated at 50,000 hours

Light Source: Omni-directional LED Lamp
3x Osram OSLOTM SSL 1500 LEDs
Average power consumption 3.5W
350mA constant current supply
2"(50mm) diameter aluminum circuit
RoHS and 94VO compliant

Standard Color:

HP0582P 3 Red LEDs (632nm)
HP0782P 3 Red w/ 2 IR LEDs (632nm)

Key Features:

- High-visibility yellow cast aluminum body suitable for the harshest environments
- Prewired for quick and easy installations
- HP0782P Equipped with Infrared for NVG compatibility, Tested by Sikorsky



HP0782P Red/IR LED Pole Mounted Obstruction Light with Clear Lens for NVG compatibility



HP0582P Red LED Pole Mounted Obstruction Light with Red Lens



FEC HELIPORTS & HELIPORT EQUIPMENT

Designed, Manufactured and Installed...we do it all.

Standards/Certification:

- CAP 437
- ICAO Annex 14
- FAA & CAA
- UL1598
- ETL

Physical Characteristics:

Light Fixture:

Dimensions:

Height	5 3/4 inches(146.05mm)
Outside Diameter	3 7/8" (98.43mm)

Materials:

Lens	Tempered Glass
Casting	356 T6 Aluminum Alloy
Powder coat	SW NL YELLOW PYS8-C8289

Notes: All machining on the Aluminum casting is done in house by FEC Heliports

Shipping weight: 4lbs.





FEC HELIPOINTS & HELIPOINT EQUIPMENT

Designed, Manufactured and Installed...we do it all.

Replacement Kits/Parts:

Kits:

HP0562G Red LED board with Driver
HP0682G Red / IR LED board with Driver

Lens:

HP0555-5 Red
HP0555-2 Clear

Misc. Parts:

HP0108 Squeeze Clamp
HP0114 Gasket, Globe/Base
HP0103 Light Base, Ground Style





FEC HELIPORTS & HELIPORT EQUIPMENT

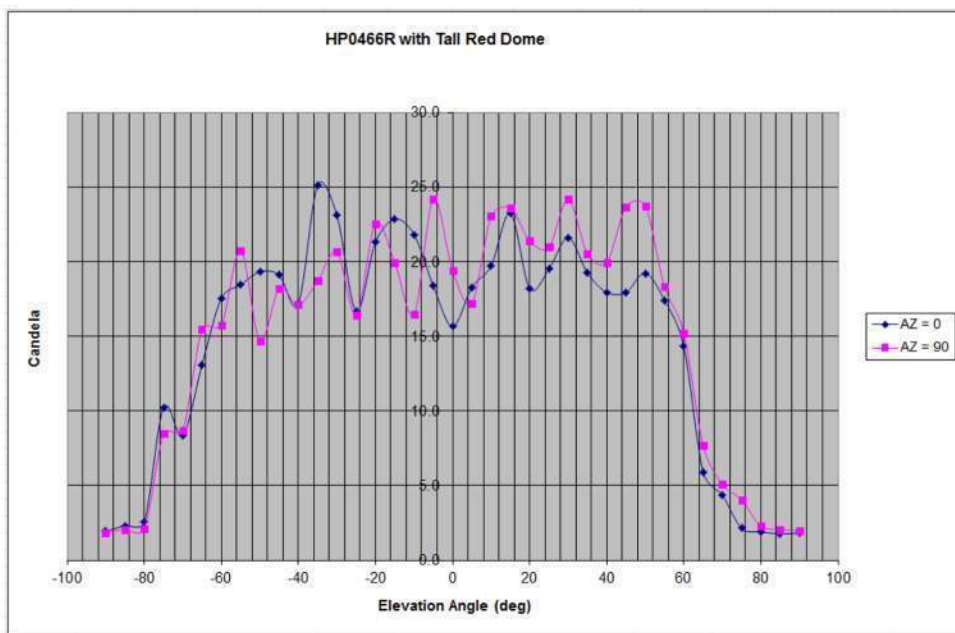
Designed, Manufactured and Installed...we do it all.

Summary intensity by bins

Results of the measurements are summarized in figure 4.

Elevation	Measured Intensity
0 to 90 deg	25.1 cd max
>20 to 90 deg	1.8 cd min
>10 to 20 deg	18.2 cd min
0 to 10 deg	15.6 cd min

Figure 4. Summary intensity by bins



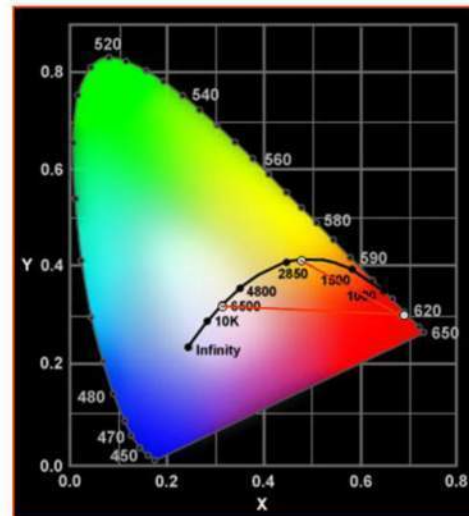
Illuminance in candela as a function of Elevation Angle in degrees

CIE Color and Dominant Wavelength

The average of the CIE color coordinates measured for the light is $x = 0.69$ and $y = 0.31$. This corresponds to a dominant wavelength between 620 and 622 nm depending upon the reference illuminant as indicated in figure 5.

CIE Color Coordinate HP0466R with Tall Red Dome

- Average CIE color coordinate
 - $x = 0.69$
 - $y = 0.31$
- Dominant Wavelength relative to Illuminant A ($x = 0.4475, y = 0.4075$)
 - 622 nm
- Dominant Wavelength relative to 6500 K
 - 620 nm



Total Light Output

The integrated light output was calculated to be 79 lumens. This was calculated based on two elevation sweeps at azimuth angles of 0 degrees and 90 degrees. Readings were integrated over the closest 5 degree spherical section. The variations in the illuminance plots make the lumen integration less accurate than for a similar well-behaved curve. Please note that the term "lumen" assumes that the light covers the photopic spectrum which is not the case for this saturated Red LED light.



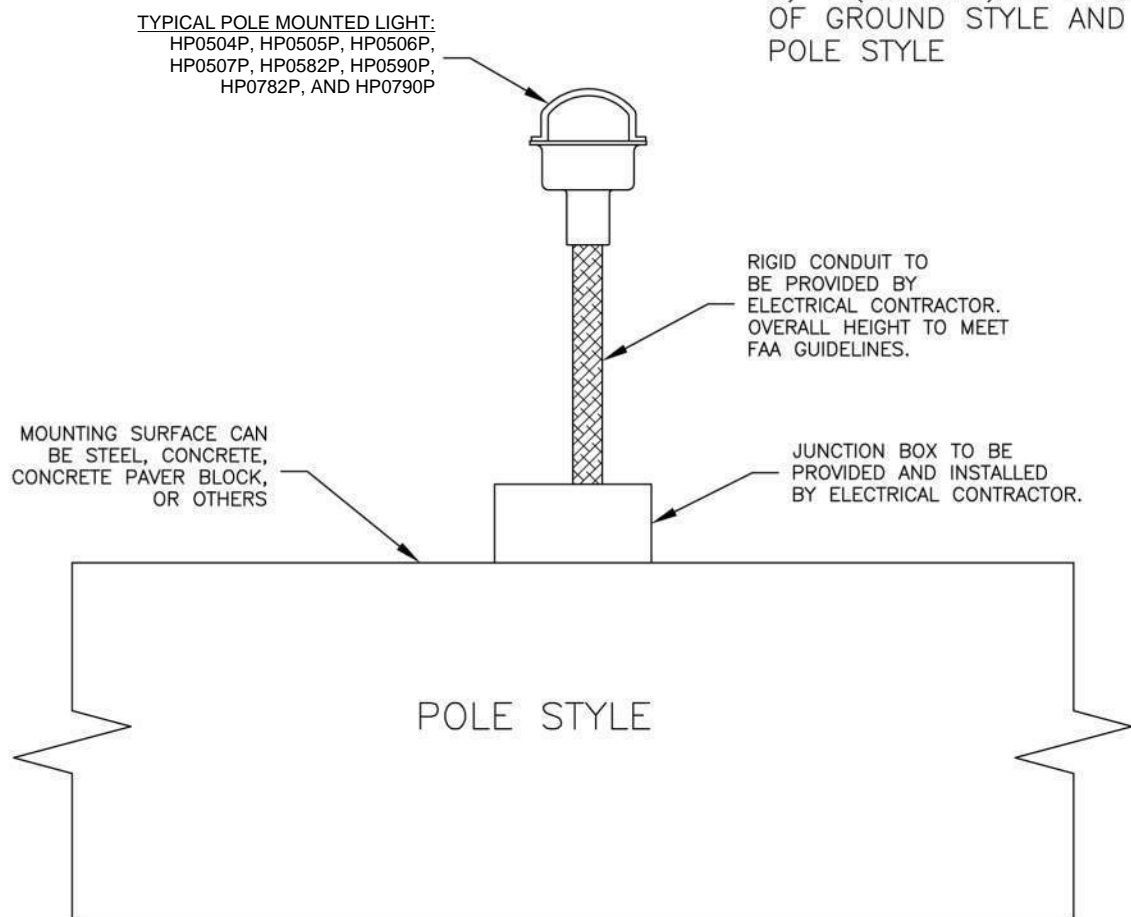
FEC HELIPORTS & HELIPORT EQUIPMENT

Designed, Manufactured and Installed...we do it all.

NOTES:

- 1) (3) 16 GAUGE WIRES
(1) BLACK
(1) WHITE
(1) GROUND

- 2) 1"(25.4mm) NPT LOCATED ON SIDE OF GROUND STYLE AND BOTTOM OF POLE STYLE



MOUNTING NOTES;

- (1) Suggested mounting detail requirements per location may vary.